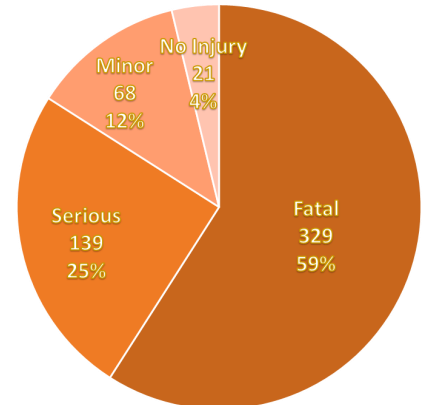
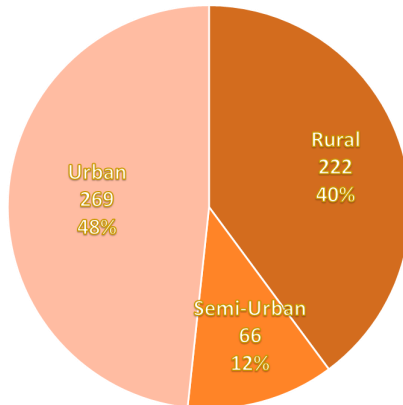
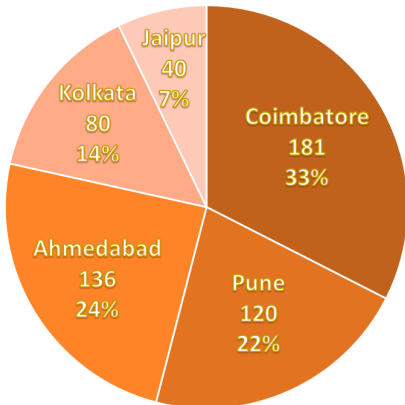


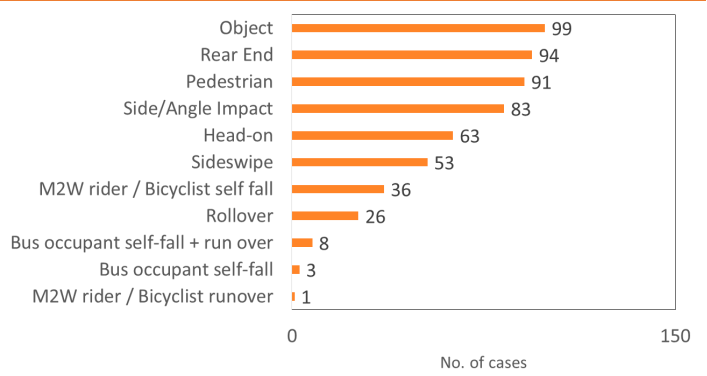
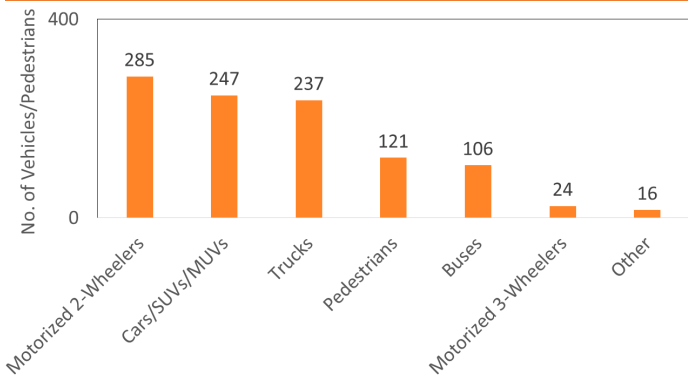
2016-2017 (PYG 6) Data Snapshot - 27 June 2017

Parameter	Target	Achievement
RASSI Cases	500	557
Reconstruction	80%	99% (549 out of 557)
Fatal injury occupant/pedestrian injury data collection	80%	84% (334 out of 399)
Serious injury occupant/pedestrian injury data collection	40%	51% (195 out of 385)

LOCATIONS CRASH LOCATION TYPE HIGHEST INJURY SEVERITY ACCIDENT



VEHICLE BODYTYPES (N=915 VEHICLES and 121 PEDESTRIANS) FIRST CRASH CONFIGURATION (N = 557 Cases)



INJURY DATA STATUS (N = 557 Cases) RECON + INJURY DATA (N=557 Cases)

